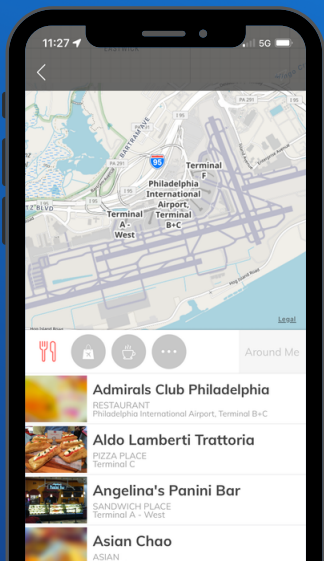


# Monthly 'Featured Feature'

# Airport Maps

I'm at a new airport with some challenges. Check out how WorldMobile took the stress out of my trip!

Steve



## **Steve's trip... the facts**

On a work trip to Dallas, Steve has a layover in an airport that he is unfamiliar with. He skipped lunch and is hungry. Steve wishes to quickly grab a bite to eat near his gate so he will not miss his boarding time.

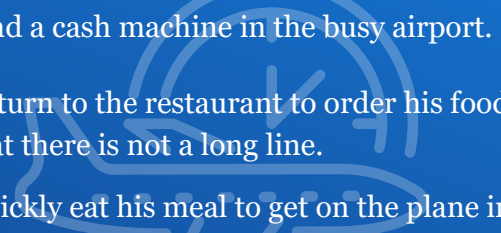


# Steve's trip... the problem

There is only one dining option in the area that looks appealing to Steve. Steve is ready to order but quickly notices a paper sign on the register stating that their card machine is down. Steve doesn't have any cash on him and is unfamiliar with the airport to locate a cash machine. As he ventures out into the busy airport to look for a cash machine, he worries that he will miss his boarding time.



TO-DO

- 
- ☐ Find a cash machine in the busy airport.
  - ☐ Return to the restaurant to order his food...hoping that there is not a long line.
  - ☐ Quickly eat his meal to get on the plane in time.

**WorldMobile can help...**

# WorldMobile solutions

Find a cash machine in the busy airport.



With Steve's WorldMobile app he is able to view the airport map which directs him to the nearest cash machine.

Return to the restaurant to order his food...hoping that there is not a long line or he could be late for boarding.



On his way to locate the cash machine, his map displayed an alternative dining option that was Steve's favorite kind of food! He was able to hop in line and get his meal quickly.

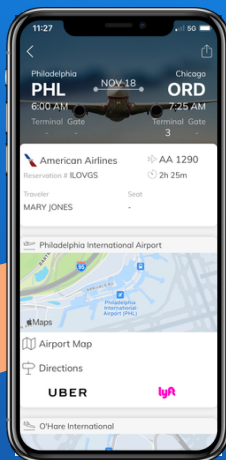
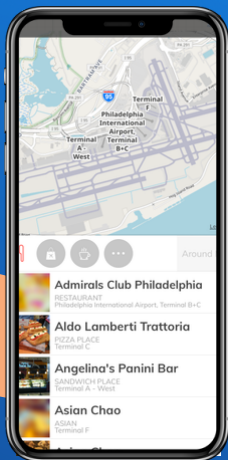
Quickly eat his meal and get on the plane in time.



By using his airport map, Steve was efficient and able to save time. With time to spare after eating his meal, he was able to use the airport map feature to locate a nearby lounge to visit and check some emails before boarding.

# How to Activate this Feature

CLICK HERE



Safe travels!  
WorldMobile